



**Is there  
anyone like  
me?**





**Is there  
anyone like  
me?**





**I wonder if there's another me  
somewhere in the world.**



**Who looks the same.**



**And talks the same.**

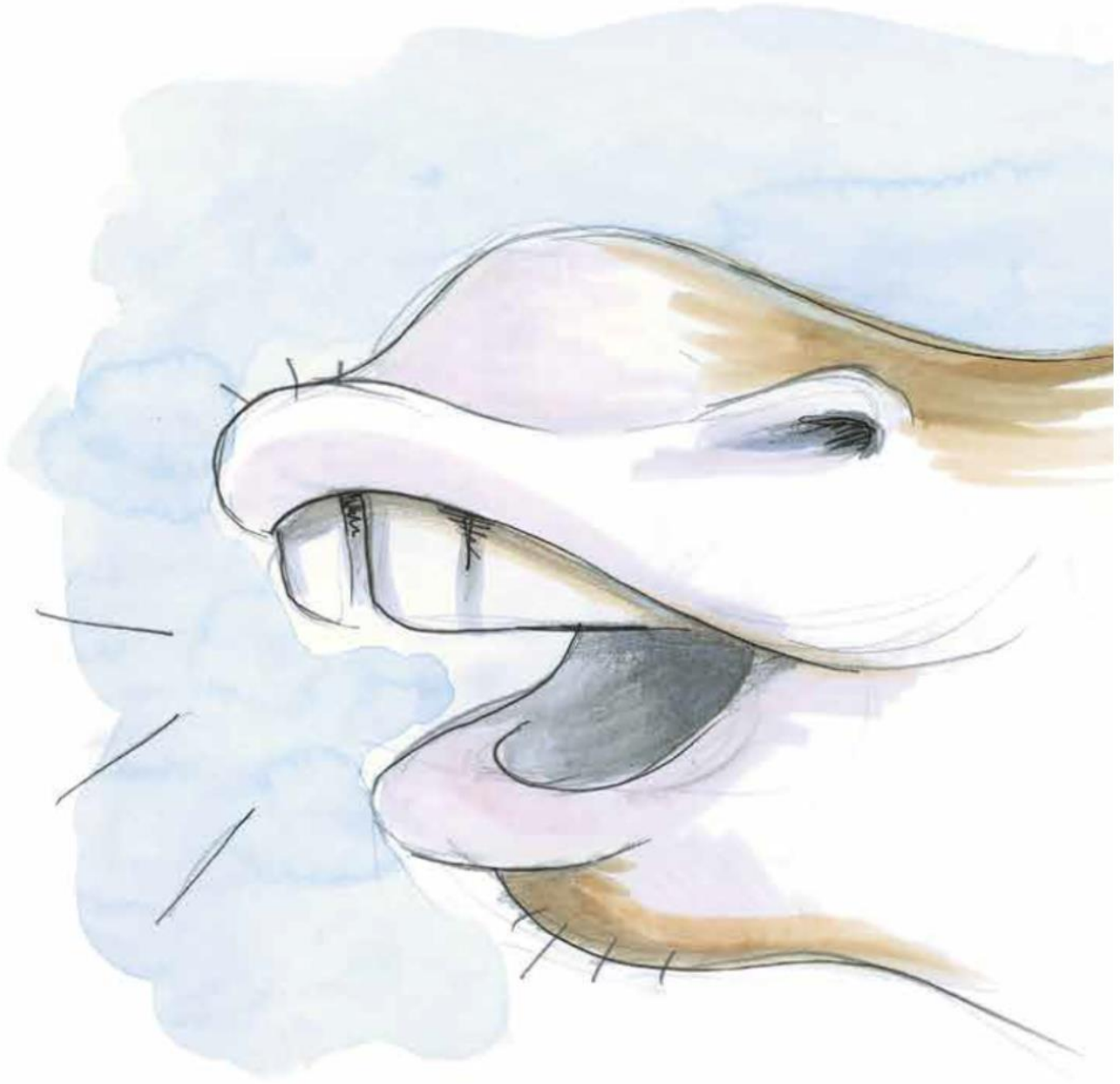


**And even has my curls.**



**Someone with my eyes, my ears.**






**Who even has my laugh.**




**Who can do what I can do...**





**...and can't do what I can't.**



**I've looked and looked everywhere  
to find another me.**

**I went down to the park  
and looked behind the trees.**





**I looked around, up and down...**



**...at every single face.**






**I couldn't find another me  
in any single place.**



**There's only one me in the world!  
I'm special, oh it's true!**



**But not just me, don't you see?  
There's only one of you!**





**Legal Note:**

This book is in CREATIVE COMMONS - Awesome!! That means you can share, reuse it, and in some cases republish it, but only in accordance with the terms of the applicable license (not all CCs are equal!), attribution must be provided, and any resulting work must be released in the same manner.

Please reach out and contact us if you want more information: <https://www.freekidsbooks.org/about>

*Image Attribution: Annika Brandow, from You! Yes You! CC-BY-SA.  
This page is added for identification.*

Match the pictures with the words:



**Talk**



**Ears**



**Smile**



**Curls**



## Tracing exercise

Donkey

Giraffe

Birds




**Color this scene from the story:**



**Color this scene from the story:**



**Color this scene from the story:**



**Color this scene from the story:**



## Make your own sentence:

Use each word from the list below in a sentence.

Write your sentences in the space provided.

- Wonder \_\_\_\_\_
- World \_\_\_\_\_
- Curls \_\_\_\_\_
- Eyes \_\_\_\_\_
- Ears \_\_\_\_\_
- Laugh \_\_\_\_\_
- Trees \_\_\_\_\_
- Face \_\_\_\_\_
- Special \_\_\_\_\_
- Looked \_\_\_\_\_



# Draw and describe:



Draw and describe your favorite part of the story.

A large, empty rectangular box with a solid black border, intended for the student to draw their favorite part of the story.Five horizontal black lines spaced evenly apart, providing a designated area for the student to write a description of their drawing.

**Find the differences:**





# ***Teacher comprehension questions***

## ***Characters and Setting:***

- 1. Who is the main character in the story?*
- 2. Where does the main character go to look for someone like them?*
- 3. What places does the main character check to find someone like them?*

## ***Plot and Sequence:***

- 1. What does the main character wonder at the beginning of the story?*
- 2. What does the character do after they wonder if there's someone like them in the world?*
- 3. What is the final discovery the character makes at the end of the story?*

## ***Problem and Solution:***

- 1. What is the problem the main character is trying to solve in the story?*
- 2. How does the main character try to find someone like them?*
- 3. What is the solution the character finds by the end of the story?*

### ***Emotions and Reactions:***

- 1. How does the main character feel when they can't find anyone like them?*
- 2. How might the character feel when they realize they are unique?*
- 3. How do you think the main character feels when they realize there's only one of them in the world?*

### ***Vocabulary and Language:***

- 1. What does it mean when the story says, "There's only one me in the world"?*
- 2. What is the meaning of the word "special" in the story?*
- 3. What does "unique" mean in the context of the story?*