



The Happy Train




Choo Choo!

It's midnight, and a train is traveling swiftly through the dark.

She is a cheerful train who always has a smile on her face.


Past a tree, under a bridge, the train leaves trams and buses in her dust.


Soon she is passing fields and lakes, laughing as she goes.



There's no stopping her! She chugs along through the next day, taking no rests.


CLANK CLANK, the train says, smiling broadly.
CLACKITY CLACK!





Eventually, the train arrives in a faraway land. She begins to get a little scared, slowing down as she passes strange people making strange faces.

The smile fades from her face.



It's night again and the train is farther than she's ever been before.

She wants to rest for a while, but in this dense forest of elephants, she begins to fear for her life.

Suddenly, a nearby bush starts to shake!

The train gives a terrified shout!


Out pops a little boy, smiling happily.



He holds a magic flute and begins to play.

The sweet notes help the train feel better.

As he plays his tunes, she feels herself becoming a little braver.



The train dances around the boy, cheerful once again.

The boy plays all through the night. The train and all the forest animals dance for hours.



By the next day, the train is feeling happy once again.

Thanks to the boy and his flute, she is ready to continue her journey, with a smile on her face!





The End

Images Attributions:

Page 11: [A railway track](#) by [Mehedi Haque](#) © Room to Read, 2013. Some rights reserved. Released under CC BY 4.0 license.

Disclaimer: https://www.storyweaver.org.in/terms_and_conditions



Some rights reserved. This book is CC-BY 4.0 licensed. You can copy, modify, distribute and perform the work, even for commercial purposes, all without asking permission, for full terms of use and attribution, visit <http://creativecommons.org/licenses/by/4.0/>

Legal Note/Copyright:

This book is in CREATIVE COMMONS - Awesome!! That means you can share, reuse it, and in some cases republish it, but only in accordance with the terms of the applicable license (not all CCs are equal!), attribution must be provided, and any resulting work usually must be released in the same manner.

Please reach out and contact us if you want more information: <https://www.freekidsbooks.org/about>


Image Attribution: Patrick Bartsch CC-BY

This page is added for identification.

Match the pictures with the words:



Flute



Strange




Smile



Train


Color this scene from the story:



Color this character:



Color your own train.



Make your own sentence:



Use each word from the list below in a sentence. Write your sentences in the space provided.

- Train: _____
- Midnight: _____
- Flute: _____
- Swiftly: _____
- Dark: _____
- Fields: _____
- Lakes: _____
- Bridge: _____
- Animals: _____
- Boy: _____



Teacher Comprehension Questions for

"The Happy Train"

Characters and Setting:

1. Who is the main character in the story?
2. What does the train look like? How is she described?
3. Where does the train travel? Name some places she passes by.

Plot and Sequence:

1. What happens at the beginning of the story when the train starts her journey?
2. Describe what happens when the train enters the dense forest.
3. How does the story end? What does the train do after meeting the boy?

Problem and Solution:

1. What problem does the train face when she enters the strange land and dense forest?
2. How does the boy with the magic flute help solve the train's problem?
3. What changes in the train after the boy plays his flute?

Emotions and Reactions:

1. How does the train feel when she first starts her journey?
How do you know?
2. What emotions does the train experience when she feels scared in the forest?
3. How do the forest animals react to the boy's flute music?

Vocabulary and Language:

1. What does the word "swiftly" mean in the context of the train's journey?
2. Explain the meaning of "cheerful" as used to describe the train.
3. What sounds does the train make? Write them down and explain what they might mean.